

u

Start with the Story

Read the story together.

Ask your child what they think is happening based on the picture.

Emphasize the sound of /u/ whenever possible.

Be sure to practise the /u/ sound action - keep one hand steady and raise the other as if putting up an umbrella, and say /u/ /u/ /u/ /u/.

[Jolly Phonics Stories](#)



Song: Up Go Umbrellas

Ideas to make it fun:

Dance and move around the house to this song and others that teach the /o/ sound:

- [Letter U](#) by Little Fox
- [Short Vowel Letter U](#) by English4abc
- [The Letter U Song](#) by Bounce Patrol

Click on the image above to play YouTube video.

U is for Underground.
Make an [underground craft](#) or [sensory bin](#) with materials at home.



sensory

more...

[Multi-sensory ideas](#)

[Activity Sheets](#)

[/u/ Game](#)


[Rhyming /u/ words](#)




Use the letter U to make your very own umbrella art. What creative patterns can you make? See how it's done [here](#).

Umbrella Craft


Read




Fortunately, Unfortunately
by Michael Foreman



Underwear!
by Jenn Harney



Up, Up, Down
by Robert Munsch



Great Day for UP
by Dr. Seuss



Unicorn Thinks He's Pretty Great
by Bob Shea