



Start with the Story

Read the story together.

Ask your child what they think is happening based on the picture.

Emphasize the sound of /s/ whenever possible.

Be sure to practise the /s/ sound action - weave your hand in an 's' shape like a snake and say /sssss/.

[Jolly Phonics Stories](#)



Song: The Snake is in the Grass

Ideas to make it fun:

Maybe your child wants to use their whole body like a snake in the grass?!

Or, put socks on your arms and pretend that they are snakes - sing the song together with actions, moving around the room or house.

Click on the image above to play YouTube video.

Make playdough snakes & play with them on a [DIY playdough mat](#).

Laminate it or use a page protector to keep playdough from sticking.

sensory

more...

[Writing Letter 's'](#)
[Activity & Colouring](#)
[The Letter S Song](#)
['s' Games](#)




Option 1: Create a snake by adding googly eyes, coloured spot stickers and a forked tongue.

Option 2: Decorate with stripes of colour or cut it out with safety scissors.


[Download letter S colouring sheet](#)

Spotty Snake Craft


Read




Baby Shark
by Stevie Lewis




Sheep in a Jeep
by Nancy Shaw



Shh! We have a plan
by Chris Haughton



Silly Lullaby
by Sandra Boynton



There's a Snake in my School!
by David Walliams