

# or

## Start with the Story

### Read the story together.

Ask your child what they think is happening based on the picture.

Emphasize the sound of /or/ whenever possible.

Be sure to practise the /or/ sound action - put your hands on your head like a donkey's ears. Point them up for /ee/ and down for /or/, saying /ee/ /or/.

[Jolly Phonics Stories](#)



## Song: See the Donkey in its Stall

### Ideas to make it fun:

Dance and move around the house to this song and others that teach the /o/ sound:

- [The or Sound](#) by English4ABC
- [R-Controlled Vowel Sound 'or' Song](#) by Hello Carrie

*Click on the image above to play YouTube video.*

Make several [corn shakers](#) experimenting with the type of container or the amount of popping corn. Then get shaking to your favorite phonics songs.

**sensory**

**more...**

[r-Controlled Vowel 'or'](#)

[Activity Sheets](#)

[Everyday Activities](#)


[The /or/ Sound](#)

Make this adorable [corn on the cob craft](#) with construction paper, paint, tissue paper (or other), scissors, and glue.




**Corn on the Cob Craft**

**Read**




Bear Snores On  
by Karma Wilson




If I Had a Horse  
by Gianna Marino




The Story of You  
by Lisa Ann Scott



This is MY Fort!  
by Drew Daywalt



Henry Wants MORE!  
by Linda Ashman



Thelma the Unicorn  
by Aaron Blabey