

oa

Start with the Story

Read the story together.

Ask your child what they think is happening based on the picture.

Emphasize the sound of /oa/ whenever possible.

Be sure to practise the /oa/ sound action - bring your hand to your mouth as if something has gone wrong and say /oa/.

[Jolly Phonics Stories](#)



Song: Did You See the Billy Goat?

Ideas to make it fun:

Dance and move around the house to this song and others that teach the /o/ sound:

- [Long Vowel Pair /oa/ Sound Song](#) by Hello Carrie
- [Phonics oa Sound Song](#) by Silly Sound Education
- [Long Vowel Letter o](#) by English4ABC

Click on the image above to play YouTube video.

Tape a piece of straw to a small plastic container or cup. Then add a paper or foam sail. Fill up the tub and play. [Add toys to the boat to see how much it can carry and still float.](#)

sensory

more...

[oa Double Vowel](#)

[Activity Sheets](#)

[More Jolly Phonics](#)


[Other Activity Sheets](#)




Pour blue paint into a container and let your child dip their finger in and draw sea waves on white paper. Let dry. Then using glue and cut up paper, stick the cut-up paper to make sail boats.

Sailboat Craft


Read




Row, Row, Row Your Boat
by Jane Cabrera



Escape Goat
by Ann Patchett



Toad on the Road: Mama and Me
by Stephen Shaskan



A Hippy-Hoppy Toad
by Peggy Archer



Boats Float!
by George Ella Lyon