



## Start with the Story

### Read the story together.

Ask your child what they think is happening based on the picture.

Emphasize the sound of /l/ whenever possible.

Be sure to practise the /l/ sound action - pretend to lick a lollipop, saying /lllll/.

[Jolly Phonics Stories](#)



## Song: We Lick our Lollipops

### Ideas to make it fun:

Dance and move around the house to this song and others that teach the /o/ sound:

- [The Lovely Letter L](#) by StoryBots
- [Lulu the Baby Lioness](#) by Cosmic Kids Yoga
- [The Letter L Song](#) by ABCmouse.com

*Click on the image above to play YouTube video.*

Enjoy frogs leaping on lily pads with this [sensory bin](#), [craft activity](#), and [play](#).



**sensory**


**more...**

[Letter L Sound](#)

[Activity Sheets](#)

[/l/ Online Game](#)


[Tips & Techniques](#)




Finger paint some ladybugs onto the letter L. See how it's done [here](#).

**Ladybug Craft**


**Read**




Love You Hoo  
by Rachel Bright




The Grouchy Ladybug  
by Eric Carle



Llama, Llama Red Pajama  
by Anna Dewdney



Lola at the Library  
by Anna McQuinn



Lulu's Busy Day  
by Caroline Uff