

# j

## Start with the Story

### Read the story together.

Ask your child what they think is happening based on the picture.

Emphasize the sound of /j/ whenever possible.

Be sure to practise the /j/ sound action - pretend to wobble like jelly on a plate, saying /j/ /j/ /j/ /j/.

[Jolly Phonics Stories](#)



## Song: What Did You Try to Say?

### Ideas to make it fun:

Dance and move around the house to this song and others that teach the /o/ sound:

- [Letter Jj](#) by Little Fox
- [The Letter j Song](#) by Miss Molly
- [The Letter J Song](#) by ABCmouse.com

*Click on the image above to play YouTube video.*

Make this [jello sensory bin](#) and dig in!

**sensory**

**more...**

[Letter Jj Sound](#)

[Activity Sheets](#)

[Letter J Activities](#)


[Online Letter J Games](#)




Encourage your child to make a [jellyfish handprint](#). Once dry, add eyes and a mouth.

**Jellyfish Handprint**


**Read**




I Ain't Gonna Paint No More!  
by Karen Beaumont




The Snail and the Whale  
by Julia Donaldson



Chugga Chugga Choo Choo  
by Emma Garcia



Who Has This Tail?  
by Laura Hulbert



There was an Old Mermaid who Swallowed a Shark!  
by Lucille Colandro