

ie

Start with the Story

Read the story together.

Ask your child what they think is happening based on the picture.

Emphasize the sound of /ie/ whenever possible.

Be sure to practise the /ie/ sound action - salute as if you are a sailor, saying /ie/ /ie/.

[Jolly Phonics Stories](#)



Song: The Captain Said /ie/ /ie/

Ideas to make it fun:

Dance and move around the house to this song and others that teach the /o/ sound:

- [ie Song](#) by Kids vs Life
- [Long Vowel Letter i](#) by English4ABC

Click on the image above to play YouTube video.

Children love baking. [Bake a pie](#) with any premade frozen pie crust. Get out your ingredients, baking materials and start baking!

sensory


more...

[4 Minute Phonics](#)

[Activity Sheets](#)

[Long i Sound Reference](#)


[Sound /ie/ Words](#)



Set up your activity in advance. This will prevent you children from losing interest. With your child, start by cutting the orange tissue paper and the brown construction paper into pieces. Glue them onto the plate and top with cotton ball(s). [Pumpkin Pie!](#)

Pumpkin Pie Craft


Read




All for Pie, Pie for All
by David Martin




Tiny Little Fly
by Michael Rosen



Goodnight, Goodnight, Construction Site
by Sherri Duskey Rinker



Night Light
by Nicholas Blechman



Let's Go for a Drive!
by Mo Willems