



Start with the Story

Read the story together.

Ask your child what they think is happening based on the picture.

Emphasize the sound of /f/ whenever possible.

Be sure to practise the /f/ sound action - slowly bring your hands together to mime an inflatable fish deflating, and say /fffff/.

[Jolly Phonics Stories](#)



Song: My Floating Fish

Ideas to make it fun:

Dance and move around the house to this song and others that teach the /o/ sound:

- [The Letter F](#) by Patty Shukla
- [The Letter F Song](#) by Miss Molly
- [The Letter F Song](#) by ABCmouse.com

Click on the image above to play YouTube video.

Build a letter F sensory bin with feathers, foam balls, fish, a fire truck, flowers, fabric, felt, etc. like the one [here](#).



more...

[Letter F Sound](#)

[Activity Sheets](#)

[F Games & Activities](#)


[Teaching Tips](#)




Choose one of more of twelve different letter 'F' crafts to do together [here](#).

'F' if for...

Read




Hooray for Fish
by Lucy Cousins




A Fire Truck for Chuck
by Annika Dunklee



Feathers for Lunch
by Lois Ehlert



Froggy Gets Dressed
by Jonathan London



Fox in Socks
by Dr. Seuss