

# ee

## Start with the Story

### Read the story together.

Ask your child what they think is happening based on the picture.

Emphasize the sound of /ee/ whenever possible.

Be sure to practise the /ee/ sound action - put your hands on your head like a donkey's ears. Point them up for /ee/ and down for /or/, saying /ee/ /or/.

[Jolly Phonics Stories](#)



## Song: See the Donkey in its Stall

### Ideas to make it fun:

Dance and move around the house to this song and others that teach the /o/ sound:

- [The ee Sound](#) by Silly School Education
- [Long vowel pair EE Sound Song](#) by Hello Carrie

*Click on the image above to play YouTube video.*

Craft, sing, and play with this [baby bumblebee activity](#). All you need is yellow balloons, a funnel, flour, a permanent marker, and [song](#).

**sensory**

**more...**

[Vowel Pair ee](#)

[Activity Sheets](#)

[For Your Reference](#)


[Interactive Online Play](#)




Make this adorable [bee finger puppet](#) with pipe cleaners, tissue/other paper, scissors, and glue.

**Bee Finger Puppet**


**Read**




Dancing Feet!  
by Lindsey Craig




Where is the Green Sheep?  
by Michael Rosen



Sheep in a Jeep  
by Nancy Shaw



Night Light  
by Sleepyheads



Bee  
by Britta Teckentrup



Shake the Tree!  
by Chiara Vignocchi