

ai

Start with the Story

Read the story together.

Ask your child what they think is happening based on the picture.

Emphasize the sound of /ai/ whenever possible.

Be sure to practise the /ai/ sound action - cup your hand over your ear as if you are trying to hear something, and say /ai/?

[Jolly Phonics Stories](#)



Song: What Did You Try to Say?

Ideas to make it fun:

Dance and move around the house to this song and others that teach the /o/ sound:

- [ai Phonics Song](#) by Silly Sound Education
- [AI Sound Song](#) by Hello Carrie
- [The Letter B Song](#) by ABCmouse.com

Click on the image above to play YouTube video.

Kids LOVE science!
Try this awesome [Rain Cloud in a Jar](#) activity. If you don't have pipettes, [use straws](#) instead.

sensory



more...

[Letter ai Sound](#)

[Activity Sheets](#)

[Vowel Pair ai](#)

[Other Activity Sheets](#)




Make a "raindrop". Emphasize the "ai" sound in raindrop. Encourage your child to cut up and glue blue paper from various sources (tissue, construction, magazine, etc.) to make a raindrop.

Make a Raindrop


Read




I Ain't Gonna Paint No More!
by Karen Beaumont




The Snail and the Whale
by Julia Donaldson



Chugga Chugga Choo Choo
by Emma Garcia



Who Has This Tail?
by Laura Hulbert



There was an Old Mermaid who Swallowed a Shark!
by Lucille Colandro